

Signify Classified - Internal
Cooper Lighting Solutions Photometric Lab
1121 Highway 74 South
Peachtree City, GA 30269



Scaled data based on original data using
LM-79-08 Approved Method: Electrical and Photometric Measurements of Solid-
State Lighting Products

Test Report Prepared for
Cooper Lighting Solutions
(formerly Eaton)

Brand: INVUE

Report Number: P868822

Luminaire Tested: **EMM2-HSN-SA3B-740-U-T2R**

Issue Date: 08/22/2024

Test Information

Test Method: LM-79-08
Report Number: P868822
Test Lab: INNOVATION CENTER(G3)
Issue Date: 08/22/2024
Manufacturer: COOPER LIGHTING SOLUTIONS (FORMERLY EATON)
Product Line: INVUE
Catalog Number: EMM2-HSN-SA3B-740-U-T2R
Description: EPIC MODERN SHORT HOUSING DISCRETE LED ARRAYS 150W 70CRI 4000K
FITXURE w/ TYPE II ROADWAY DISTRIBUTION OPTIC
Light Source: (30) 4000K CCT, 70 CRI LEDS
Ballast/Driver: ELECTRONIC DRIVER

Summary

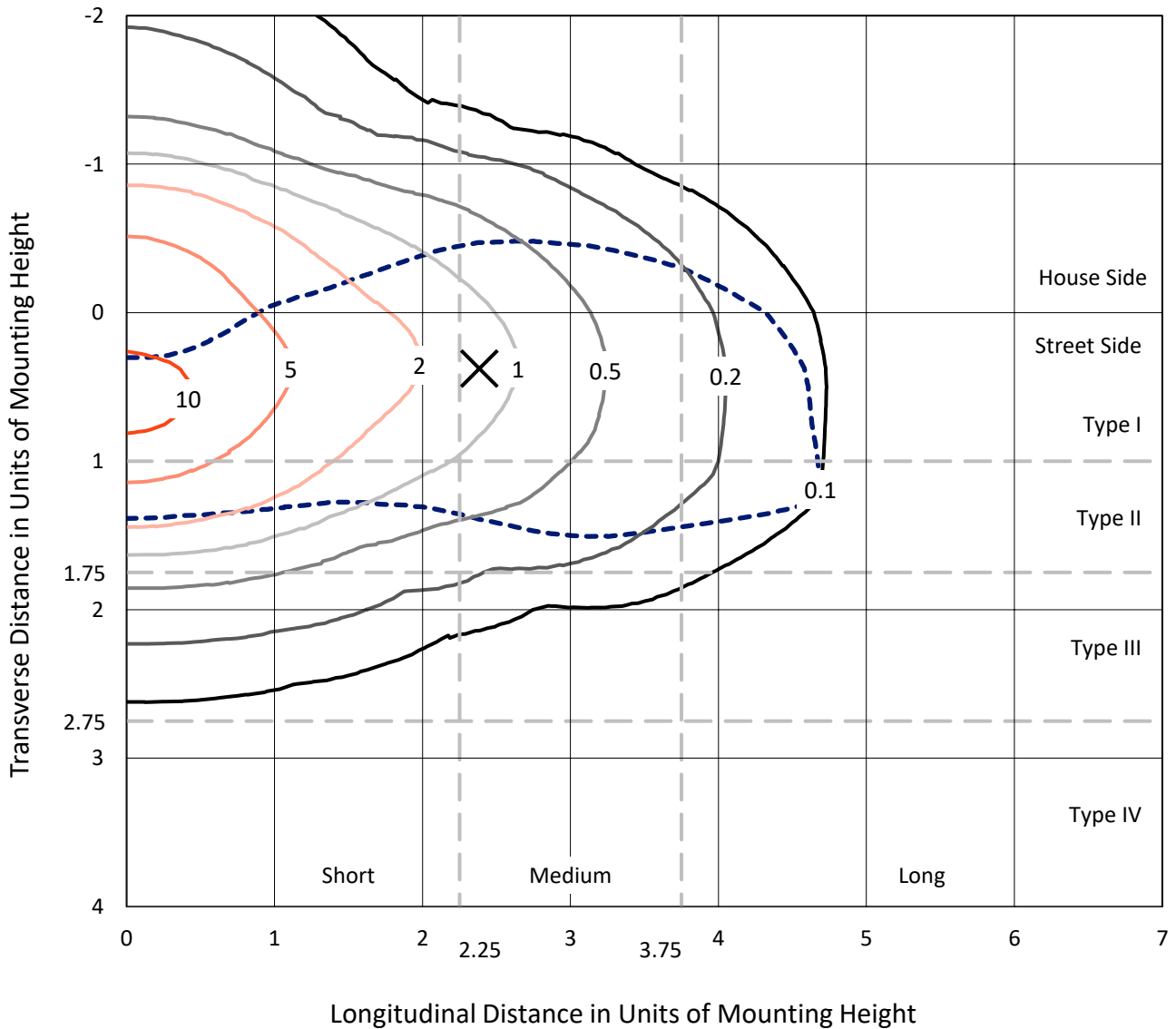
Lumens per Lamp: N/A
Luminaire Lumens: 19179.4 lumens
Efficiency: N/A
Efficacy: 143.1 lumens/watt
Luminous Opening: Rectangular (W 1' x L: 0.33' x H: 0')
IES Classification: Type II - Medium
BUG Rating: B3 - U0 - G3

Input Watts (W): 134
Input Voltage (V): 120
Input Current (A_{in}): NR
Voltage Rise (V): NR
Power Factor: 0.99
Total Harmonic Distortion (THDi): 6.70%
Frequency (hertz): 60
Stabilization Time: NR
Operation Time: NR
Ambient Temperature (°C): NR
Test Distance: 24 FT

REPORT NUMBER: P868822
 CATALOG NUMBER: EMM2-HSN-SA3B-740-U-T2R

Iso-Footcandle Lines of Horizontal Illumination

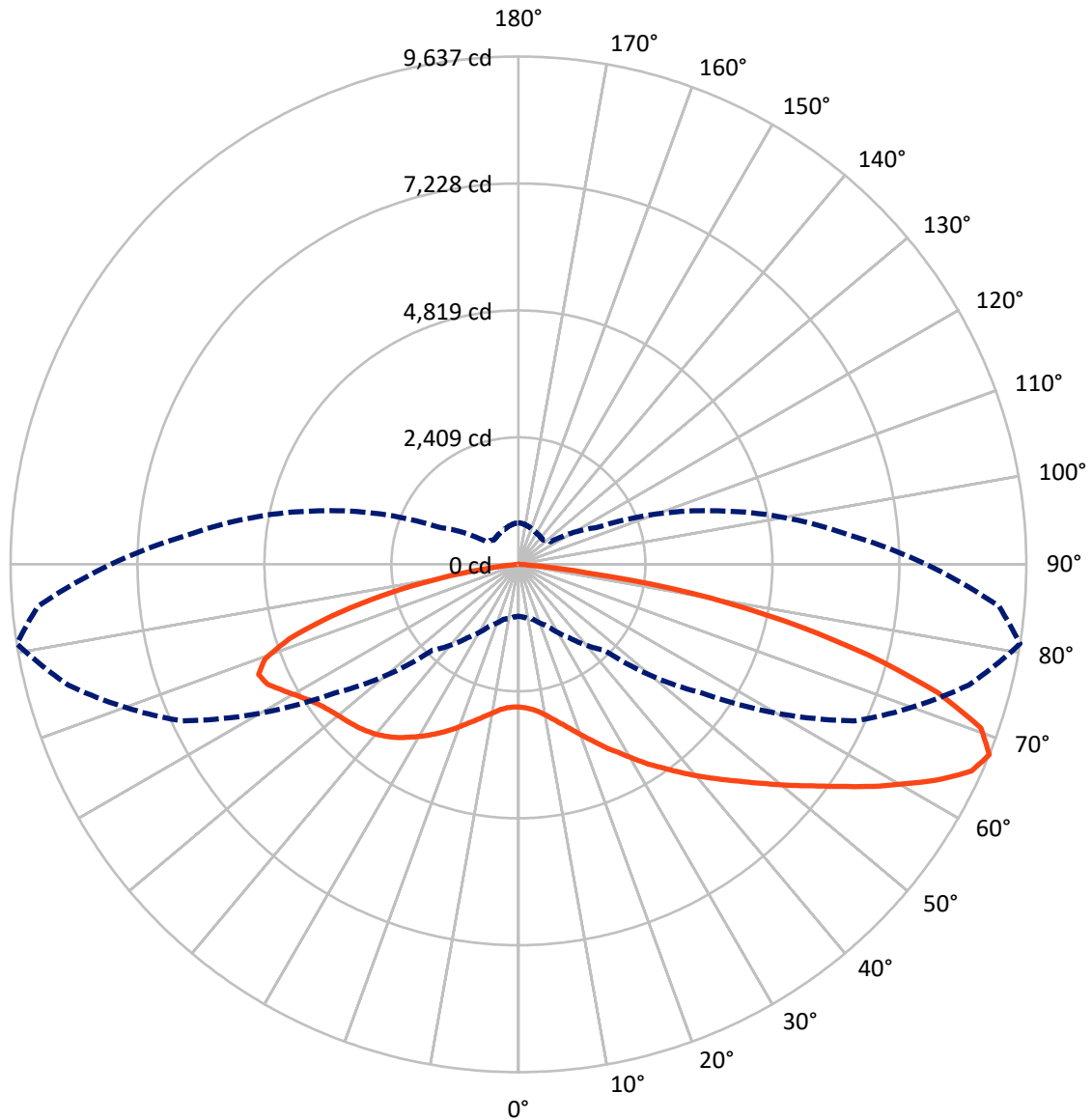
× Max cd
 - - - 1/2 Max cd



Based on 20 foot mounting height. Maximum calculated value = 12.2 fc
 Type II - Medium - N/A

REPORT NUMBER: P868822
CATALOG NUMBER: EMM2-HSN-SA3B-740-U-T2R

Luminous Intensity Polar Plot



— Vertical Plane Through 81-Deg Lateral - - - Horizontal Cone Through 67.5-Deg Vertical

REPORT NUMBER: P868822
 CATALOG NUMBER: EMM2-HSN-SA3B-740-U-T2R

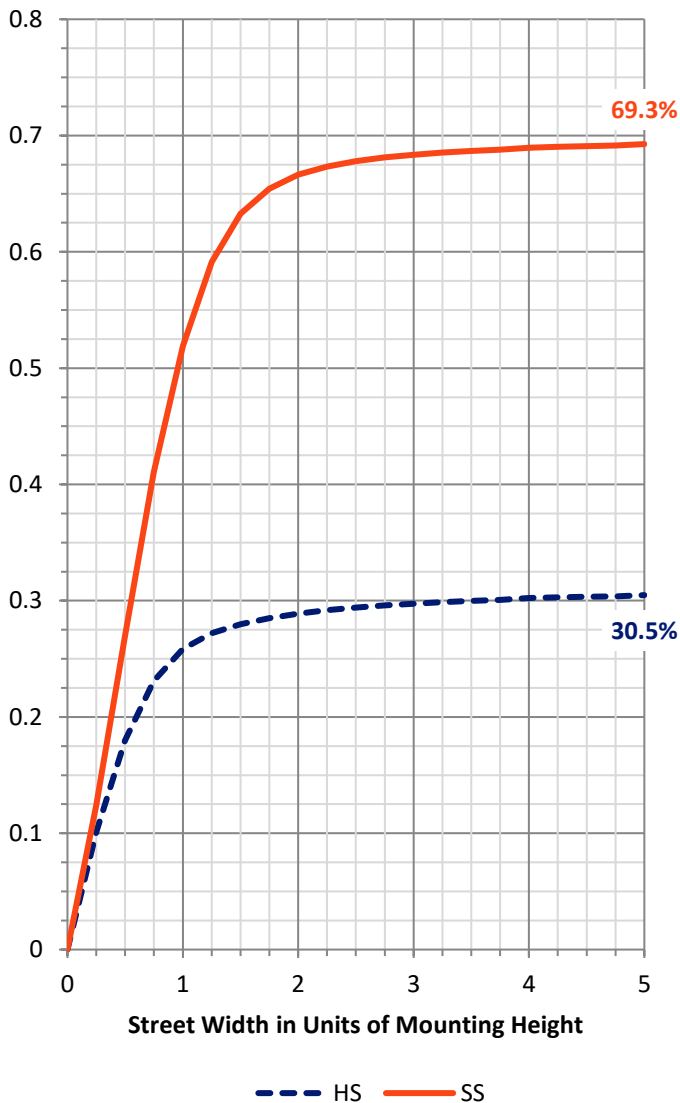
FLUX DISTRIBUTION:

		Downward	Upward	Total
House Side	Lumens	5877.0	0.0	5877.0
	% Fixture	30.6	0.0	30.6
Street Side	Lumens	13302.3	0.0	13302.3
	% Fixture	69.4	0.0	69.4
Total	Lumens	19179.4	0.0	19179.4
	% Fixture	100.0	0.0	100.0

Coefficient of Utilization

ZONAL LUMENS:

Zone	Lumens	% Fixture
0°-10°	276.1	1.4
10°-20°	980.2	5.1
20°-30°	1952.2	10.2
30°-40°	3067.0	16.0
40°-50°	3803.7	19.8
50°-60°	3718.3	19.4
60°-70°	3126.9	16.3
70°-80°	1986.8	10.4
80°-90°	268.2	1.4
90°-100°	0.0	0.0
100°-110°	0.0	0.0
110°-120°	0.0	0.0
120°-130°	0.0	0.0
130°-140°	0.0	0.0
140°-150°	0.0	0.0
150°-160°	0.0	0.0
160°-170°	0.0	0.0
170°-180°	0.0	0.0
0°-90°	19179.4	100.0
0°-180°	19179.4	100.0



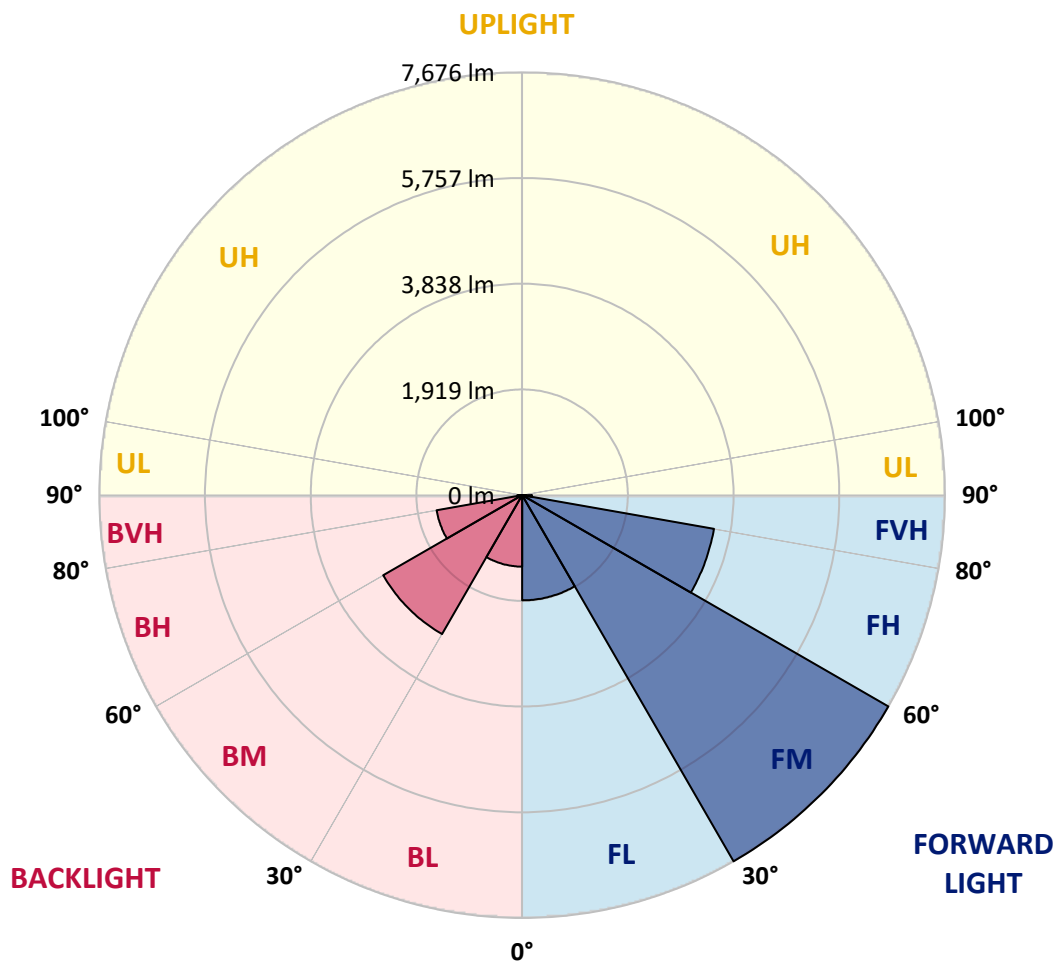
REPORT NUMBER: P868822
 CATALOG NUMBER: EMM2-HSN-SA3B-740-U-T2R

LUMINAIRE CLASSIFICATION SYSTEM LUMEN TABLE AND BUG RATING:

Zone	Lumens	% Fixture	Zone Rating/Lumen Limit		
			B	U	G
FL (0°-30°)	1910.4	10.0			
FM (30°-60°)	7676.2	40.0			
FH (60°-80°)	3536.1	18.4			G2/5000
FVH (80°-90°)	179.7	0.9			G2/225
BL (0°-30°)	1298.1	6.8	B3/2500		
BM (30°-60°)	2912.8	15.2	B3/5000		
BH (60°-80°)	1577.6	8.2	B3/2500		G3/2500
BVH (80°-90°)	88.5	0.5			G1/100
UL (90°-100°)	0.0	0.0		U0/0	
UH (100°-180°)	0.0	0.0		U0/0	

BUG Rating: B3-U0-G3

Type II Medium





REPORT NUMBER: P868822

CATALOG NUMBER: EMM2-HSN-SA3B-740-U-T2R

CANDELA DISTRIBUTION (FULL):

	0°	5°	15°	25°	35°	45°	55°	65°	75°	81°	85°
0°	2707.8	2707.8	2707.8	2707.8	2707.8	2707.8	2707.8	2707.8	2707.8	2707.8	2707.8
2.5°	2802.9	2799.1	2799.1	2768.6	2768.6	2761.0	2764.8	2742.0	2730.6	2726.8	2723.0
5°	3004.4	3004.4	2981.6	2962.6	2924.6	2890.3	2859.9	2814.3	2780.0	2764.8	2753.4
7.5°	3308.7	3285.9	3278.2	3221.2	3141.3	3072.9	3012.0	2913.2	2848.5	2825.7	2810.5
10°	3681.4	3651.0	3593.9	3529.3	3426.6	3323.9	3202.2	3069.1	2962.6	2917.0	2897.9
12.5°	4065.5	4023.7	3943.8	3882.9	3749.8	3593.9	3422.8	3240.2	3091.9	3027.2	2993.0
15°	4487.6	4464.8	4369.7	4248.0	4092.1	3871.5	3658.6	3434.2	3244.0	3152.7	3095.7
17.5°	4944.0	4909.8	4807.1	4658.8	4438.2	4175.8	3928.6	3639.5	3419.0	3301.1	3236.4
20°	5392.8	5385.2	5233.0	5092.3	4833.7	4506.6	4187.2	3882.9	3605.3	3468.4	3384.7
22.5°	5894.8	5845.3	5712.2	5514.5	5206.4	4906.0	4529.5	4133.9	3806.9	3647.1	3552.1
25°	6415.8	6412.0	6248.4	6005.1	5643.8	5263.5	4856.5	4419.2	4046.5	3852.5	3727.0
27.5°	7062.3	7012.9	6803.7	6526.1	6107.7	5670.4	5198.8	4715.8	4274.7	4042.7	3890.5
30°	7629.0	7613.8	7378.0	7066.1	6598.3	6077.3	5567.7	5050.5	4544.7	4270.9	4103.5
32.5°	8089.1	8070.1	7868.6	7556.7	7054.7	6514.7	5929.0	5366.1	4814.7	4518.1	4297.5
35°	8473.2	8442.8	8233.7	7921.8	7488.3	6940.6	6316.9	5697.0	5111.3	4750.0	4540.9
37.5°	8625.4	8598.7	8427.6	8169.0	7769.7	7267.7	6666.8	6062.1	5408.0	5012.5	4776.7
40°	8568.3	8553.1	8431.4	8252.7	7948.4	7530.1	7001.5	6442.4	5742.6	5290.1	5008.6
42.5°	8298.3	8298.3	8222.2	8131.0	7978.8	7678.4	7298.1	6807.5	6065.9	5567.7	5229.2
45°	7918.0	7902.8	7876.2	7841.9	7819.1	7705.0	7492.1	7123.2	6423.4	5871.9	5495.4
47.5°	7412.2	7423.6	7404.6	7419.8	7514.9	7587.1	7575.7	7416.0	6788.5	6206.6	5757.9
50°	6617.3	6670.6	6731.4	6910.2	7104.1	7305.7	7492.1	7625.2	7218.2	6586.9	6062.1
52.5°	5632.4	5655.2	5818.7	6240.8	6655.4	6921.6	7275.3	7720.2	7598.5	6982.4	6419.6
55°	4419.2	4461.0	4708.2	5305.3	6043.1	6552.7	6967.2	7678.4	7986.5	7435.0	6837.9
57.5°	3168.0	3194.6	3590.1	4206.2	5168.4	6024.1	6617.3	7511.1	8298.3	7948.4	7267.7
60°	2251.4	2300.9	2555.7	3156.6	4080.7	5293.9	6297.9	7267.7	8587.3	8450.4	7830.5
62.5°	1661.9	1688.6	1867.3	2304.7	3065.3	4297.5	5883.4	7088.9	8777.5	8990.5	8393.4
65°	1251.2	1262.6	1384.3	1684.8	2293.3	3168.0	5229.2	7054.7	8884.0	9450.6	8891.6
67.5°	985.0	1004.0	1080.1	1285.4	1707.6	2304.7	4259.4	7031.9	8845.9	9637.0	9154.0
70°	829.1	832.9	889.9	1004.0	1277.8	1658.1	3183.2	6689.6	8633.0	9309.9	8910.6
72.5°	718.8	718.8	745.4	836.7	1026.8	1255.0	2167.8	5871.9	8092.9	8317.3	8066.3
75°	581.9	578.1	623.7	711.2	825.3	966.0	1456.6	4445.8	6959.6	6845.5	6640.2
77.5°	505.8	502.0	540.0	616.1	680.8	772.0	996.4	2886.5	5476.4	5134.1	5004.8
80°	433.6	422.1	452.6	524.8	559.1	600.9	688.4	1681.0	3578.7	3365.7	3209.8
82.5°	327.1	300.4	292.8	353.7	376.5	349.9	349.9	589.5	1300.7	1312.1	1213.2
85°	26.6	30.4	38.0	45.6	64.7	72.3	76.1	125.5	194.0	186.4	190.2
87.5°	3.8	3.8	3.8	7.6	7.6	11.4	11.4	11.4	15.2	15.2	15.2
90°	0.0	0.0	0.0	0.0	0.0	0.0	0.0	0.0	0.0	0.0	0.0



REPORT NUMBER: P868822

CATALOG NUMBER: EMM2-HSN-SA3B-740-U-T2R

CANDELA DISTRIBUTION (continued):

	90°	95°	105°	115°	125°	135°	145°	155°	165°	175°	180°
0°	2707.8	2707.8	2707.8	2707.8	2707.8	2707.8	2707.8	2707.8	2707.8	2707.8	2707.8
2.5°	2719.2	2711.6	2704.0	2704.0	2704.0	2696.4	2692.6	2692.6	2688.8	2677.4	2673.6
5°	2745.8	2734.4	2723.0	2723.0	2723.0	2719.2	2715.4	2719.2	2715.4	2704.0	2700.2
7.5°	2799.1	2783.8	2768.6	2768.6	2776.2	2772.4	2772.4	2776.2	2772.4	2761.0	2757.2
10°	2875.1	2852.3	2844.7	2844.7	2852.3	2848.5	2844.7	2844.7	2840.9	2821.9	2829.5
12.5°	2958.8	2936.0	2928.4	2932.2	2928.4	2920.8	2924.6	2913.2	2909.4	2878.9	2875.1
15°	3065.3	3038.7	3023.4	3027.2	3015.8	3000.6	2985.4	2977.8	2962.6	2936.0	2928.4
17.5°	3187.0	3145.1	3126.1	3126.1	3103.3	3072.9	3050.1	3027.2	3004.4	2974.0	2966.4
20°	3304.9	3266.8	3236.4	3228.8	3183.2	3133.7	3091.9	3053.9	3027.2	2993.0	2985.4
22.5°	3453.2	3399.9	3358.1	3323.9	3255.4	3175.6	3110.9	3057.7	3019.6	2981.6	2970.2
25°	3609.1	3533.1	3464.6	3399.9	3304.9	3190.8	3099.5	3023.4	2974.0	2932.2	2924.6
27.5°	3765.0	3666.2	3567.3	3464.6	3320.1	3171.8	3042.5	2951.2	2886.5	2833.3	2825.7
30°	3932.4	3810.7	3654.8	3506.4	3316.3	3122.3	2958.8	2829.5	2753.4	2692.6	2685.0
32.5°	4103.5	3951.4	3738.4	3536.9	3297.3	3050.1	2837.1	2700.2	2605.1	2536.7	2517.6
35°	4293.7	4107.3	3814.5	3548.3	3244.0	2943.6	2707.8	2536.7	2426.4	2357.9	2342.7
37.5°	4487.6	4251.8	3863.9	3540.7	3168.0	2818.1	2540.5	2365.5	2236.2	2141.1	2125.9
40°	4685.4	4384.9	3894.3	3502.6	3061.5	2662.2	2384.5	2171.6	1985.2	1897.7	1855.9
42.5°	4867.9	4506.6	3909.6	3449.4	2943.6	2498.6	2179.2	1901.5	1726.6	1631.5	1650.5
45°	5058.1	4620.7	3913.4	3384.7	2787.7	2289.5	1920.6	1661.9	1487.0	1414.7	1407.1
47.5°	5221.6	4715.8	3905.8	3293.5	2612.7	2049.9	1650.5	1403.3	1274.0	1205.6	1198.0
50°	5438.4	4822.3	3894.3	3187.0	2384.5	1776.0	1399.5	1198.0	1080.1	1026.8	1023.0
52.5°	5655.2	4940.2	3886.7	3038.7	2144.9	1517.4	1171.3	1011.6	931.8	905.1	897.5
55°	5940.4	5084.7	3890.5	2867.5	1871.1	1251.2	992.6	882.3	840.5	829.1	829.1
57.5°	6267.5	5271.1	3913.4	2677.4	1585.9	1034.4	863.3	813.9	810.1	817.7	821.5
60°	6663.0	5518.3	3959.0	2479.6	1323.5	874.7	787.2	783.4	794.8	821.5	829.1
62.5°	7107.9	5788.3	4016.0	2221.0	1072.5	768.2	745.4	760.6	775.8	806.3	810.1
65°	7499.7	6092.5	4050.3	1973.8	897.5	707.4	718.8	726.4	764.4	806.3	806.3
67.5°	7735.5	6313.1	3921.0	1661.9	749.2	654.1	676.9	699.8	741.6	779.6	787.2
70°	7655.6	6240.8	3479.8	1289.2	635.1	604.7	631.3	665.5	707.4	753.0	775.8
72.5°	7100.3	5727.4	2825.7	939.4	551.4	559.1	593.3	638.9	676.9	726.4	756.8
75°	5936.6	4780.5	2038.4	676.9	483.0	513.4	566.7	604.7	631.3	642.7	646.5
77.5°	4506.6	3514.0	1388.1	505.8	418.3	460.2	517.2	559.1	566.7	574.3	581.9
80°	2943.6	2236.2	783.4	353.7	319.5	376.5	422.1	467.8	452.6	475.4	483.0
82.5°	1243.6	977.4	357.5	174.9	148.3	159.7	171.1	152.1	140.7	140.7	121.7
85°	163.5	125.5	53.2	22.8	19.0	11.4	11.4	11.4	7.6	7.6	7.6
87.5°	15.2	15.2	11.4	11.4	7.6	7.6	3.8	7.6	3.8	3.8	3.8
90°	0.0	0.0	0.0	0.0	0.0	0.0	0.0	0.0	0.0	0.0	0.0

LM-79-2019: Approved Method: Electrical and Photometric Measurements of Solid-
State Lighting Products

Report Prepared for

Cooper Lighting Solutions

Streetworks

Report Number: SP1-2407-157-5

Test Date: 08/07/2024

Luminaire Tested: MEM2-HTN-SA-40-740-U-5WQ-2

Data in this report applies to families of products including MEM2-HTN-SA-40-740-U-5WQ-2

Test Information

Test Method: LM-79-2019
 Report Number: SP1-2407-157-5
 Test Lab: COOPER LIGHTING SOLUTIONS
 Photometer: SP1 - 76IN SPHERE
 Measurement Geometry: 4π
 Issue Date: 08/20/2024
 Manufacturer: COOPER LIGHTING SOLUTIONS
 Product Line: Streetworks
 Catalog Number: **MEM2-HTN-SA-40-740-U-5WQ-2**
 Description: Epic Modern Light Square 40W 5WQ Optic and Flare Trim

Spectral Parameters

CCT (K): 3915
 CIE u': 0.2262
 CIE v': 0.5044
 Duv: 0.0010
 CIE x: 0.3850
 CIE y: 0.3816
 CIE z: 0.2334
 Peak Wavelength (nm): 449
 Dominant Wavelength (nm): 578
 Purity: 30.05482
 R_f: 73.2
 R_g: 93.9

CRI (Ra):	71.0		
R1:	67.6	R9:	-38.4
R2:	78.3	R10:	48.9
R3:	87.1	R11:	65.3
R4:	69.7	R12:	40.4
R5:	67.4	R13:	69.3
R6:	69.3	R14:	92.6
R7:	79.7	R15:	59.9
R8:	48.7		



Test Conditions

Stabilization Time: 21M
 Operation Time: 1H 21M
 Sphere Temperature (°C): 24.2

REPORT NUMBER: SP1-2407-157-5

Measurement and Test Equipment			
Instrument	Identification Number	Calibration Date	Calibration Due Date
Photometer	IN0058	6/18/2024	12/18/2024
Power Meter	INXT2011004	2/8/2024	2/8/2025
AC Power Source	IN0063	10/24/2023	10/24/2024
DC Power Source	IN0208	10/24/2023	10/24/2024
Sphere Thermometer	IN0085	10/24/2023	10/24/2024
Room Thermometer	IN0046	10/24/2023	10/24/2024

REPORT NUMBER: SP1-2407-157-5

CIE 1931 Chromaticity Diagram



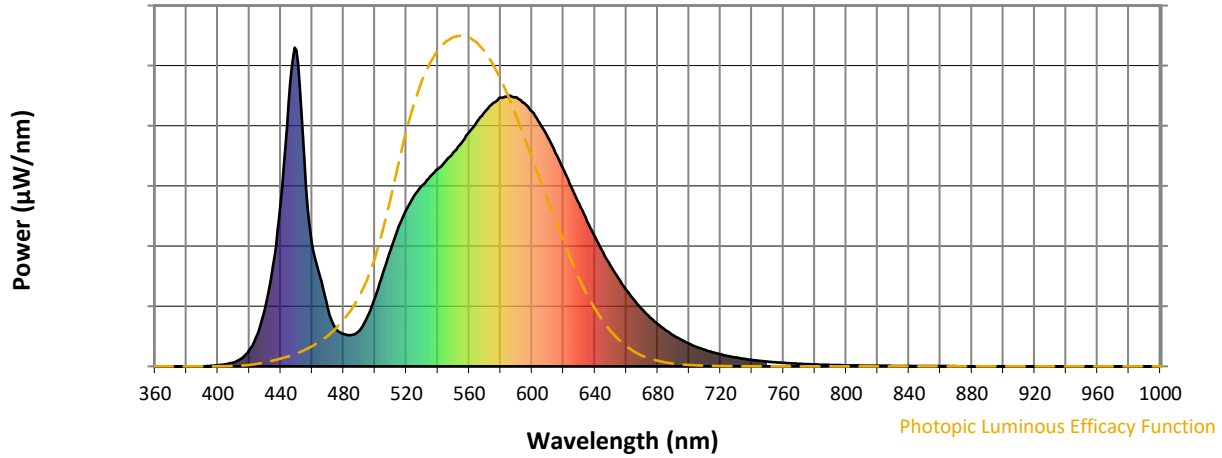
CIE 1931 Chromaticity Diagram with 2017 ANSI 7-Step and 4-Step Quadrangles



Point lies inside the ANSI 4000K 4-step quadrangle

REPORT NUMBER: SP1-2407-157-5

Photopic Flux vs. Wavelength



Photopic Lumens: NR

λ (nm)	Power W [^] /nm	Lumens (φ/nm)	λ (nm)	Power W [^] /nm	Lumens (φ/nm)	λ (nm)	Power W [^] /nm	Lumens (φ/nm)	λ (nm)	Power W [^] /nm	Lumens (φ/nm)	λ (nm)	Power W [^] /nm	Lumens (φ/nm)
360	0	NR	490	112	NR	620	618	NR	750	15	NR	880	0	NR
365	0	NR	495	153	NR	625	563	NR	755	13	NR	885	0	NR
370	0	NR	500	216	NR	630	510	NR	760	11	NR	890	0	NR
375	0	NR	505	291	NR	635	456	NR	765	9	NR	895	0	NR
380	0	NR	510	366	NR	640	407	NR	770	8	NR	900	0	NR
385	0	NR	515	436	NR	645	359	NR	775	7	NR	905	0	NR
390	0	NR	520	492	NR	650	316	NR	780	6	NR	910	0	NR
395	2	NR	525	536	NR	655	277	NR	785	5	NR	915	0	NR
400	4	NR	530	567	NR	660	240	NR	790	4	NR	920	0	NR
405	7	NR	535	596	NR	665	208	NR	795	4	NR	925	0	NR
410	12	NR	540	619	NR	670	179	NR	800	3	NR	930	0	NR
415	25	NR	545	644	NR	675	154	NR	805	3	NR	935	0	NR
420	51	NR	550	671	NR	680	133	NR	810	3	NR	940	0	NR
425	100	NR	555	701	NR	685	114	NR	815	2	NR	945	0	NR
430	180	NR	560	735	NR	690	98	NR	820	2	NR	950	0	NR
435	315	NR	565	768	NR	695	83	NR	825	2	NR	955	0	NR
440	514	NR	570	798	NR	700	71	NR	830	1	NR	960	0	NR
445	828	NR	575	825	NR	705	61	NR	835	1	NR	965	0	NR
450	992	NR	580	843	NR	710	52	NR	840	1	NR	970	0	NR
455	652	NR	585	848	NR	715	44	NR	845	1	NR	975	0	NR
460	382	NR	590	844	NR	720	38	NR	850	1	NR	980	0	NR
465	282	NR	595	826	NR	725	32	NR	855	1	NR	985	0	NR
470	180	NR	600	800	NR	730	28	NR	860	1	NR	990	0	NR
475	119	NR	605	762	NR	735	24	NR	865	1	NR	995	0	NR
480	101	NR	610	719	NR	740	20	NR	870	1	NR	1000	0	NR
485	98	NR	615	669	NR	745	17	NR	875	0	NR			

REPORT NUMBER: SP1-2407-157-5

Scotopic Flux vs. Wavelength



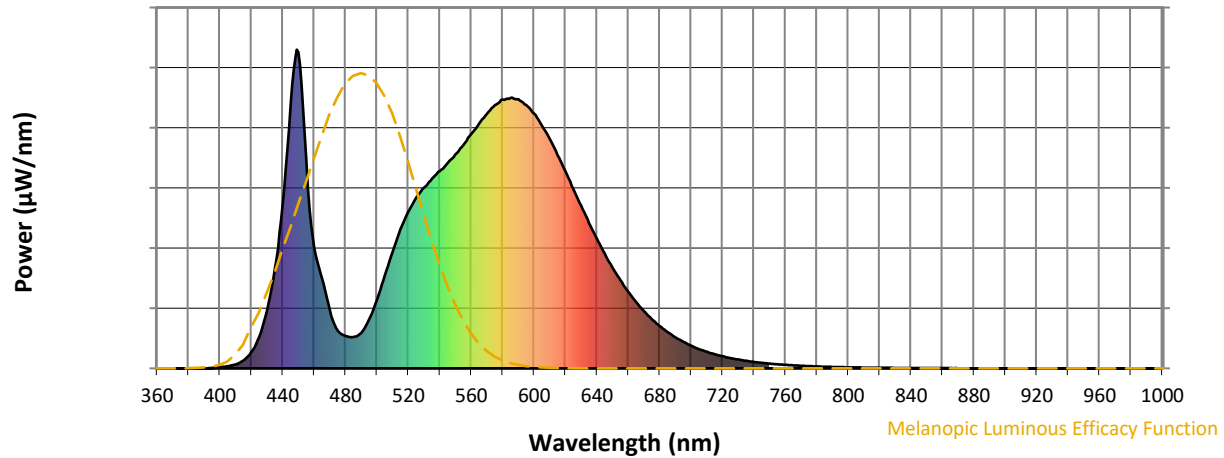
Scotopic Lumens: NR

S/P: 1.49

λ (nm)	Power W [^] /nm	Lumens (φ/nm)	λ (nm)	Power W [^] /nm	Lumens (φ/nm)	λ (nm)	Power W [^] /nm	Lumens (φ/nm)	λ (nm)	Power W [^] /nm	Lumens (φ/nm)	λ (nm)	Power W [^] /nm	Lumens (φ/nm)
360	0	NR	490	112	NR	620	618	NR	750	15	NR	880	0	NR
365	0	NR	495	153	NR	625	563	NR	755	13	NR	885	0	NR
370	0	NR	500	216	NR	630	510	NR	760	11	NR	890	0	NR
375	0	NR	505	291	NR	635	456	NR	765	9	NR	895	0	NR
380	0	NR	510	366	NR	640	407	NR	770	8	NR	900	0	NR
385	0	NR	515	436	NR	645	359	NR	775	7	NR	905	0	NR
390	0	NR	520	492	NR	650	316	NR	780	6	NR	910	0	NR
395	2	NR	525	536	NR	655	277	NR	785	5	NR	915	0	NR
400	4	NR	530	567	NR	660	240	NR	790	4	NR	920	0	NR
405	7	NR	535	596	NR	665	208	NR	795	4	NR	925	0	NR
410	12	NR	540	619	NR	670	179	NR	800	3	NR	930	0	NR
415	25	NR	545	644	NR	675	154	NR	805	3	NR	935	0	NR
420	51	NR	550	671	NR	680	133	NR	810	3	NR	940	0	NR
425	100	NR	555	701	NR	685	114	NR	815	2	NR	945	0	NR
430	180	NR	560	735	NR	690	98	NR	820	2	NR	950	0	NR
435	315	NR	565	768	NR	695	83	NR	825	2	NR	955	0	NR
440	514	NR	570	798	NR	700	71	NR	830	1	NR	960	0	NR
445	828	NR	575	825	NR	705	61	NR	835	1	NR	965	0	NR
450	992	NR	580	843	NR	710	52	NR	840	1	NR	970	0	NR
455	652	NR	585	848	NR	715	44	NR	845	1	NR	975	0	NR
460	382	NR	590	844	NR	720	38	NR	850	1	NR	980	0	NR
465	282	NR	595	826	NR	725	32	NR	855	1	NR	985	0	NR
470	180	NR	600	800	NR	730	28	NR	860	1	NR	990	0	NR
475	119	NR	605	762	NR	735	24	NR	865	1	NR	995	0	NR
480	101	NR	610	719	NR	740	20	NR	870	1	NR	1000	0	NR
485	98	NR	615	669	NR	745	17	NR	875	0	NR			

REPORT NUMBER: SP1-2407-157-5

Melanopic Flux vs. Wavelength



Melanopic Lumens: NR

M/P: 2.88

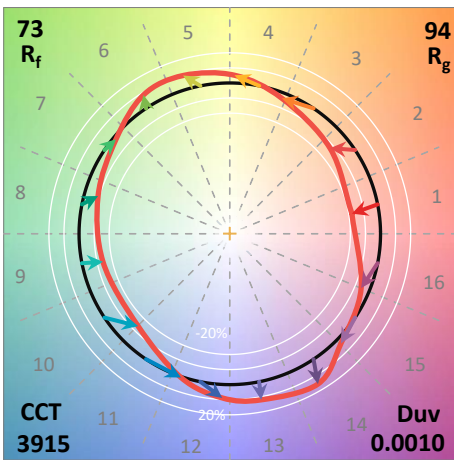
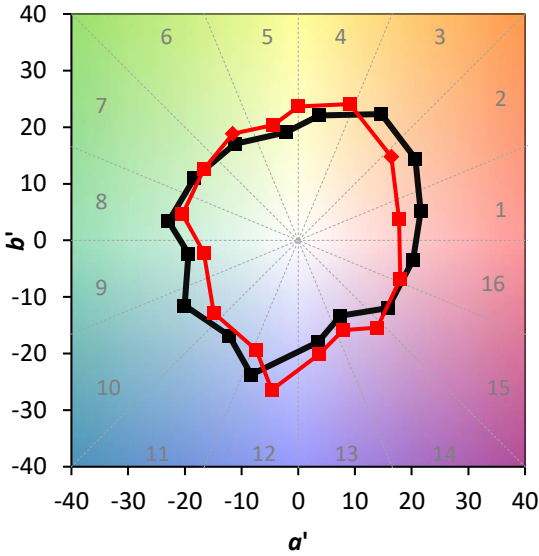
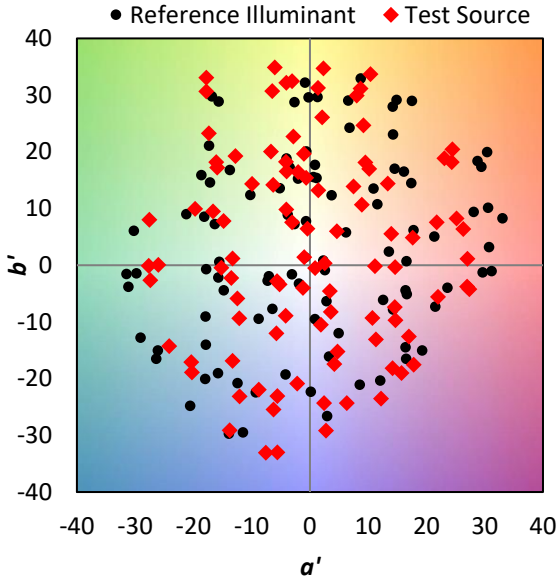
λ (nm)	Power W [^] /nm	Lumens (φ/nm)	λ (nm)	Power W [^] /nm	Lumens (φ/nm)	λ (nm)	Power W [^] /nm	Lumens (φ/nm)	λ (nm)	Power W [^] /nm	Lumens (φ/nm)	λ (nm)	Power W [^] /nm	Lumens (φ/nm)
360	0	NR	490	112	NR	620	618	NR	750	15	NR	880	0	NR
365	0	NR	495	153	NR	625	563	NR	755	13	NR	885	0	NR
370	0	NR	500	216	NR	630	510	NR	760	11	NR	890	0	NR
375	0	NR	505	291	NR	635	456	NR	765	9	NR	895	0	NR
380	0	NR	510	366	NR	640	407	NR	770	8	NR	900	0	NR
385	0	NR	515	436	NR	645	359	NR	775	7	NR	905	0	NR
390	0	NR	520	492	NR	650	316	NR	780	6	NR	910	0	NR
395	2	NR	525	536	NR	655	277	NR	785	5	NR	915	0	NR
400	4	NR	530	567	NR	660	240	NR	790	4	NR	920	0	NR
405	7	NR	535	596	NR	665	208	NR	795	4	NR	925	0	NR
410	12	NR	540	619	NR	670	179	NR	800	3	NR	930	0	NR
415	25	NR	545	644	NR	675	154	NR	805	3	NR	935	0	NR
420	51	NR	550	671	NR	680	133	NR	810	3	NR	940	0	NR
425	100	NR	555	701	NR	685	114	NR	815	2	NR	945	0	NR
430	180	NR	560	735	NR	690	98	NR	820	2	NR	950	0	NR
435	315	NR	565	768	NR	695	83	NR	825	2	NR	955	0	NR
440	514	NR	570	798	NR	700	71	NR	830	1	NR	960	0	NR
445	828	NR	575	825	NR	705	61	NR	835	1	NR	965	0	NR
450	992	NR	580	843	NR	710	52	NR	840	1	NR	970	0	NR
455	652	NR	585	848	NR	715	44	NR	845	1	NR	975	0	NR
460	382	NR	590	844	NR	720	38	NR	850	1	NR	980	0	NR
465	282	NR	595	826	NR	725	32	NR	855	1	NR	985	0	NR
470	180	NR	600	800	NR	730	28	NR	860	1	NR	990	0	NR
475	119	NR	605	762	NR	735	24	NR	865	1	NR	995	0	NR
480	101	NR	610	719	NR	740	20	NR	870	1	NR	1000	0	NR
485	98	NR	615	669	NR	745	17	NR	875	0	NR			

Summary

$R_f = 73.2$
 $R_g = 93.9$
 $CIE R_a = 71.0$
 $R_g = -38.4$



Color Vector Graphics

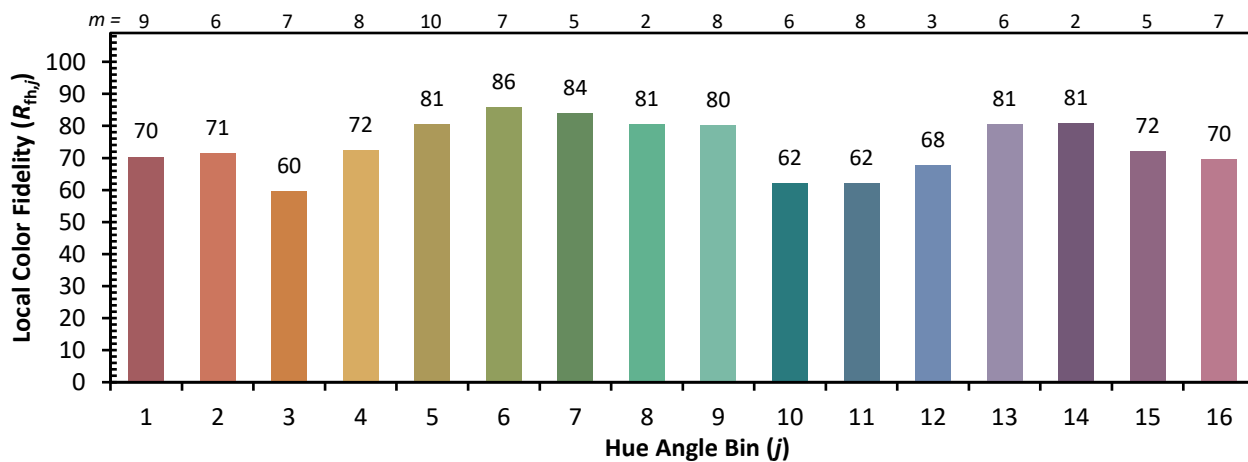
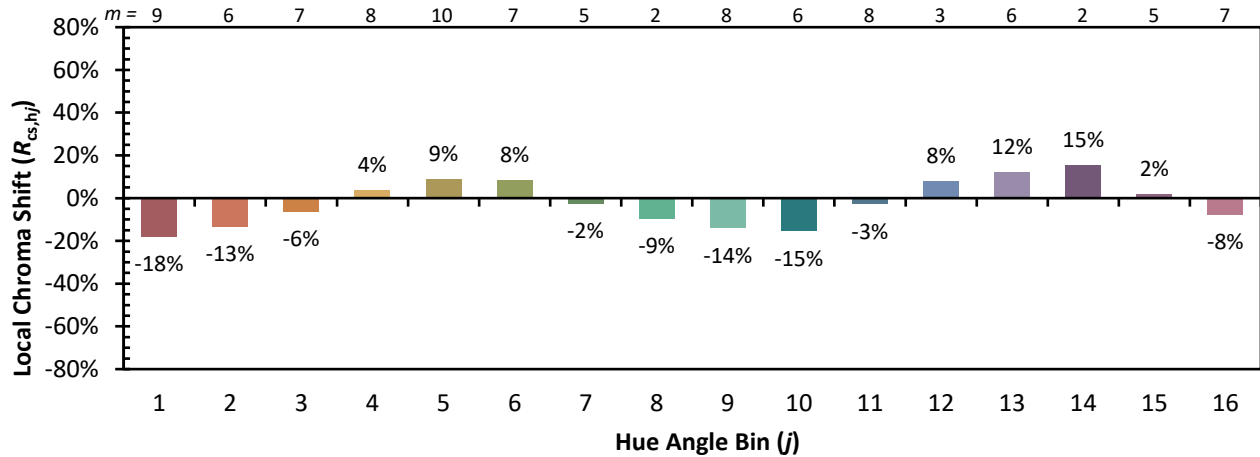


Individual Sample Fidelity Index ($R_{f,i}$)

CES01 = 85	CES26 = 61	CES51 = 88	CES76 = 50
CES02 = 61	CES27 = 88	CES52 = 87	CES77 = 69
CES03 = 30	CES28 = 81	CES53 = 77	CES78 = 53
CES04 = 70	CES29 = 65	CES54 = 84	CES79 = 81
CES05 = 47	CES30 = 81	CES55 = 83	CES80 = 78
CES06 = 50	CES31 = 69	CES56 = 73	CES81 = 77
CES07 = 40	CES32 = 60	CES57 = 72	CES82 = 91
CES08 = 39	CES33 = 76	CES58 = 73	CES83 = 89
CES09 = 29	CES34 = 70	CES59 = 85	CES84 = 86
CES10 = 74	CES35 = 83	CES60 = 89	CES85 = 77
CES11 = 57	CES36 = 91	CES61 = 81	CES86 = 71
CES12 = 63	CES37 = 79	CES62 = 85	CES87 = 76
CES13 = 42	CES38 = 92	CES63 = 72	CES88 = 80
CES14 = 74	CES39 = 96	CES64 = 64	CES89 = 70
CES15 = 71	CES40 = 91	CES65 = 61	CES90 = 79
CES16 = 46	CES41 = 93	CES66 = 57	CES91 = 74
CES17 = 49	CES42 = 80	CES67 = 54	CES92 = 57
CES18 = 56	CES43 = 76	CES68 = 63	CES93 = 74
CES19 = 72	CES44 = 99	CES69 = 73	CES94 = 51
CES20 = 65	CES45 = 85	CES70 = 55	CES95 = 65
CES21 = 86	CES46 = 82	CES71 = 48	CES96 = 76
CES22 = 78	CES47 = 86	CES72 = 83	CES97 = 84
CES23 = 92	CES48 = 77	CES73 = 45	CES98 = 75
CES24 = 91	CES49 = 80	CES74 = 93	CES99 = 62
CES25 = 72	CES50 = 88	CES75 = 51	



Color Rendition by Hue-Angle Bin



Measure Comparisons



(END OF REPORT)